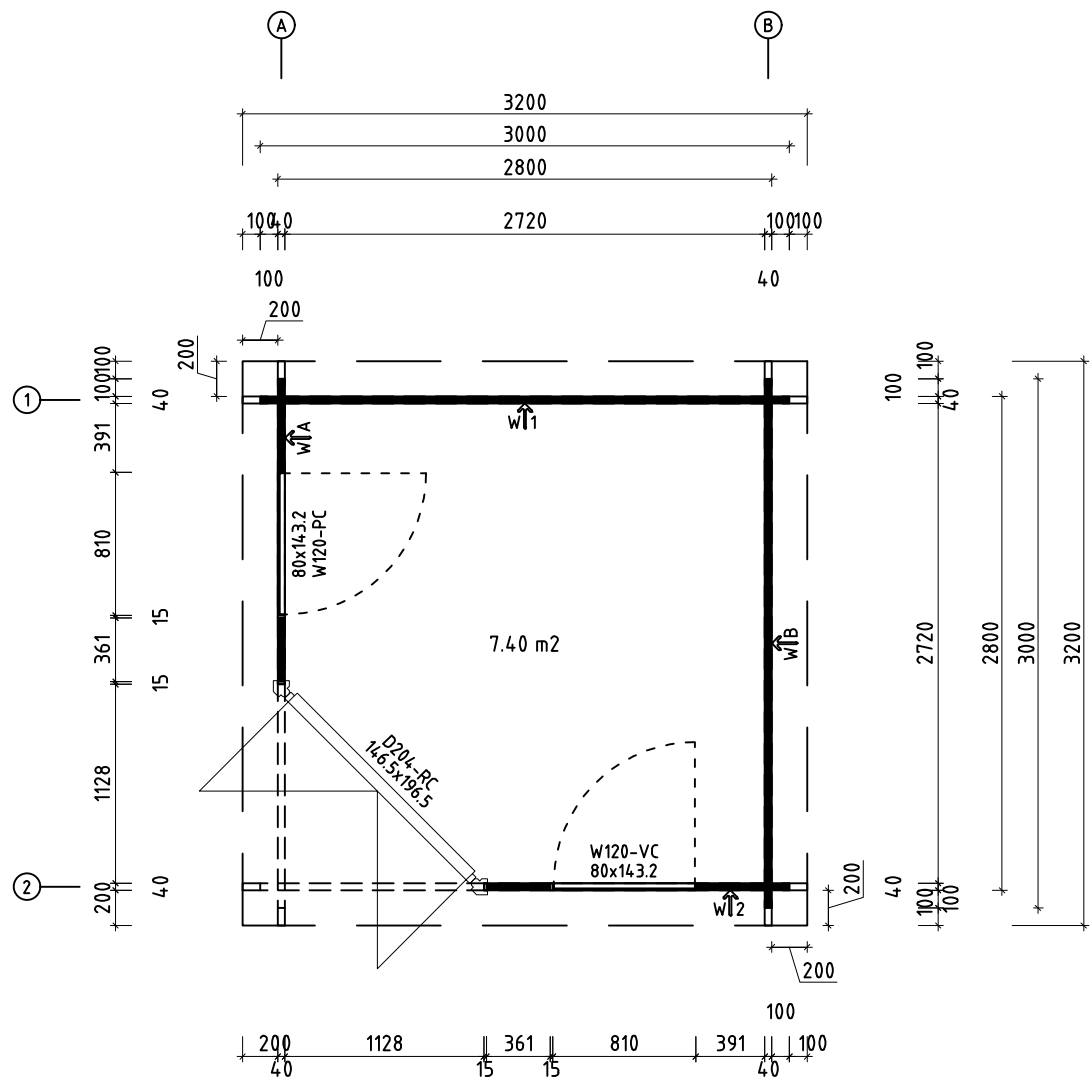


Name Claire 300x300; 40

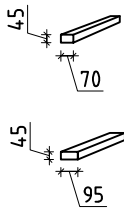
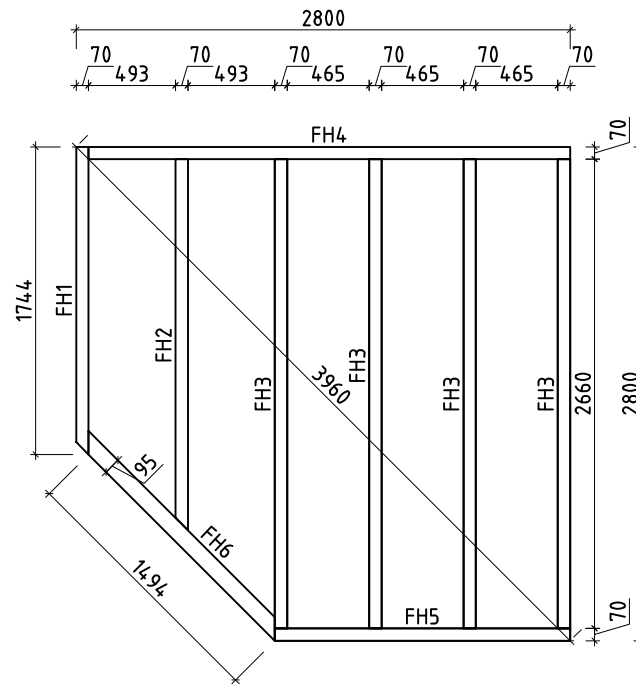
Zeichnung/Drawing 3D

Profil/Profile 4.0x11.4 Datum/Date 30.03.2023

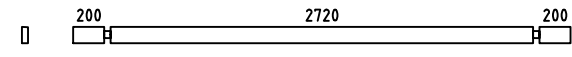
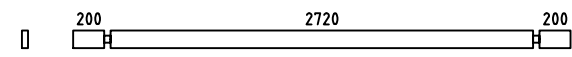
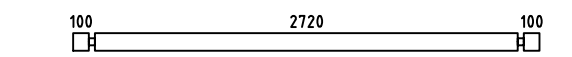
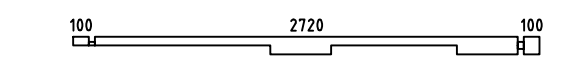
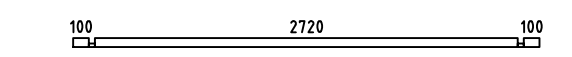
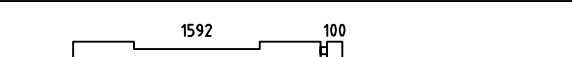




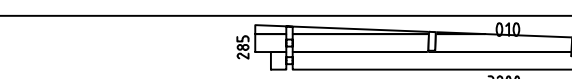
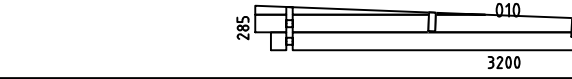
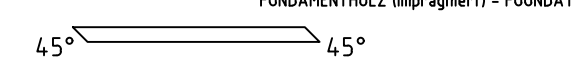
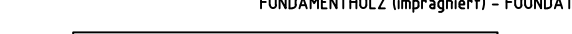




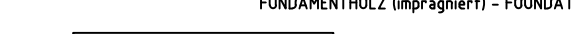

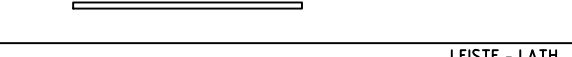
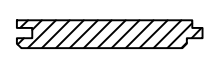
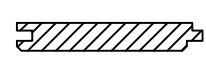

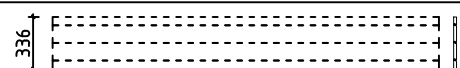



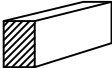


















Q3 – Qualitätsklasse für Fenster und Türen/  
 Quality class for windows and doors

Name	Claire 300x300; 40	
Zeichnung/Drawing	Grundplan, Plan	
Profil/Profile	4.0x11.4	Datum/Date 30.03.2023




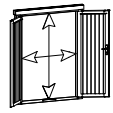
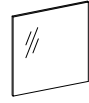



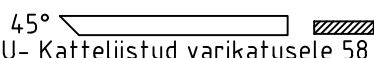
















Name	Claire 300x300, 40	
Zeichnung/Drawing	Lagerholzplan, Foundation beams	
Profil/Profile	4.0x11.4	Datum/Date 30.03.2023

Pos	Teileliste/Specification Claire 300x300; 40	Stck Pcs.	Profil Profile (mm)	Länge Length (mm)
002		1	40x106	3200
003		1	40x114	3200
004		40	40x114	3000
005		1	40x114	3000
006		1	40x57	3000
007		1	40x114	1732
008		8	40x114	1732
009		1	40x57	1732
011		25	40x114	531
012		25	40x114	361
WA-1		1		
WB-1		1		
FH6	FUNDAMENTHOLZ (imprägniert) - FOUNDATION BEAM (impregnated) 	1	95x45	1589
FH4	FUNDAMENTHOLZ (imprägniert) - FOUNDATION BEAM (impregnated) 	1	70x45	2730
FH3	FUNDAMENTHOLZ (imprägniert) - FOUNDATION BEAM (impregnated) 	4	70x45	2660
FH2	FUNDAMENTHOLZ (imprägniert) - FOUNDATION BEAM (impregnated) 	1	70x45	2102
FH1	FUNDAMENTHOLZ (imprägniert) - FOUNDATION BEAM (impregnated) 	1	70x45	1744
FH5	FUNDAMENTHOLZ (imprägniert) - FOUNDATION BEAM (impregnated) 	1	70x45	1674
LE1	LEISTE - LATH 	2	15x40	1472
LE2	LEISTE - LATH 	2	15x40	1358
PF1	PFETTEN - PURLINS 	2	44x145	3200
	DACHBRETTEN - ROOF BOARDS 	29+1	113x18	3102
	FUSSBODENBRETTEN - FLOOR BOARDS 	25+1	113x18	2715
	FUSSBODENLEISTEN - FLOOR STRIPS  ✓		18x40	12.0 lfm/rm
BL-1	DACHBLENDEN - PARAPET 336mm 	2	18x336	3200
Kood	Claire 300x300; 40	Materjal		Leht 1/6

Pos	Teilleiste/Specification Claire 300x300; 40		Stck Pcs.	Profil Profile (mm)	Länge Length (mm)
BL-2	DACHBLENDEN - PARAPET 336mm		2	18x336	3236
BS-1	DACHBLENDEN- Blendenstützen - PARAPET- Parapet support 44x65		4	44x65	200
UPB-1	DACHBLENDEN- U-Profil für Blenden - PARAPET- U-Profile	 ✓		65x44	13.5 lfm/rm
DPL-1	DACHPAPPENLEISTEN - ROOFING FELT STRIPS 15x28	 ✓		15x28	9.5 lfm/rm
T06-1	TRAUFENLEISTEN - EAVES STRIPS 18x40	 ✓		18x40	6.5 lfm/rm
SM-1	Sturmleisten - Storm reinforcement		2	18x40	2166
SM-2	Sturmleisten - Storm reinforcement		2	18x40	2280
SH	SCHLAGHÖLZER - MOUNTING PIECES		3		
NG2 550	NÄGEL - NAILS 2.5x50 Dachbretter - Roof boards		232		
NG2 550	NÄGEL - NAILS 2.5x50 Fussbodenbretter - Floor boards		300		
SR3 030	Schrauben - Screws 3.0x30 Dachpappeleisten - Roofing felt		21		
SR3 030	Schrauben - Screws 3.0x30 Fussbodenleisten - Floor strips		22		
SR3 030	Schrauben - Screws 3.0x30 Traufenleisten - Eaves strips		14		
SR3 545	Schrauben - Screws 3.5x45 Leiste LE1, LE2 - Lath LE1, LE2		50		
SR3 545	Schrauben - Screws 3.5x45 U-Profil für Blenden - Parapet U-Profile		28		
SR5 0100	Schrauben - Screws 5.0x100 Fundamenthölzer - Foundation beams		36		
SR5 0100	Schrauben - Screws 5.0x100 Pos - Log 005,008, 009 (1. Bohlenreihe neben die Tür)		7		
SR5 070	Schrauben - Screws 5.0x70 Blendenbefestigung - Parapet mounting		32		
SR5 070	Schrauben - Screws 5.0x70 Blendenstützen - Parapet support		8		
SS024	Schloßschrauben - Wood bolts M8x70 Mutter - Nut M8 U-Scheibe - Washer Ø25 (für Sturmleisten - storm reinforcement)		12		
	✓ - Bitte selber anpassen (falls nötig)! / Cut into length on site (if needed)!				
Kood	Claire 300x300; 40	Materjal	Leht	2/6	



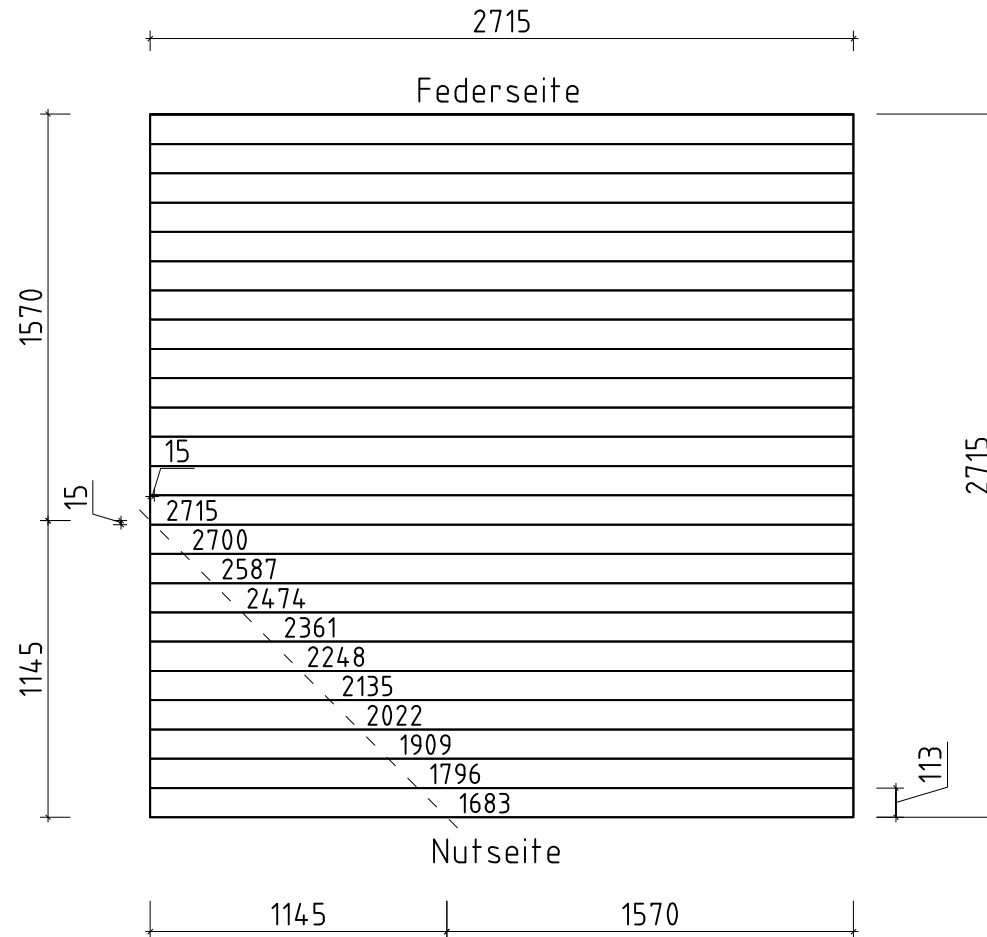


Pos	Teiteliste/Specification Claire 300x300; 40	Stck Pcs.	Profil Profile (mm)	Länge Length (mm)	
	<p>TÜR/DOOR 1465x1965 D3-M40R-78C-14651965</p> <p><b>Q3 D204-RC</b> 1465</p>  <p>Right handed / DIN rechts / paremakäeline</p> <p>Clear opening/ durchgangsmaß/ ava suurus 1337x1857mm</p>  <p>Clear float glass klares Floatglas kirkas klaas 492x1230mm</p> 	1			
DzT40-01-1	CD- cover strip for door - ET- Deckbrett zum Tür - NU- Katteliist ukse kohale 40		1	18x40	1585
P9L1-01-1	CD- left hand doorpost - ET- linke Türpfoste - NU- vasak uksepost 40		1	90x90	2005
P9R1-01-1	CD- right hand doorpost - ET- rechte Türpfoste - NU- parem uksepost 40		1	90x90	2005
VK1-01-1	CD- trim strips for canopy element - ET- Verkleidungsleisten für Vordachelement - NU- Katteliistud varikatusele 58		2	58x18	1110
PROSS H1-2	Q2-Q3-1 Muntins - Sprossen - Prossid horizontal 18x18		6	18x18	517
PROSS V3-2	Q2-Q3-3 Muntins - Sprossen - Prossid vertical 18x18		2	18x18	1255
PL1-1	Trims - Rahmenleisten - Piirdeliistud 18x40	 ✓	1	18x40	1540
PL2-1	Trims - Rahmenleisten - Piirdeliistud 18x58	 ✓	4	18x58	1945
PL3-1	Trims - Rahmenleisten - Piirdeliistud 18x95	 ✓	1	18x95	1540
SR25 15-01	2.5x15 Locking plate - Schließblech - Riivi vastus 01 Q2-Q3		2		
SR30 22-01	3.0x20ÜP Muntins - Sprossen - Prossid		16		
SR35 45-05	3.5x45 Canopy element - Vordachelement - Varikatus		6		
SR35 45-03	3.5x45 Cover strip - Deckbrett - Katteliist ukse kohale		3		
SR35 45-04	3.5x45 Trim strips - Verkleidungsleiste - Katteliist varikatusele		6		
SR35 45-01	3.5x45 Trims - Rahmleisten - Piirdeliistud		24		
SR50 90-01	5.0x90 Door frames - Türrahmen - Ukselengid		8		
VE1-01	CD- canopy element - ET- Vordachelement - NU- Varikatus uksele 1435x745		1		
RV01	Locking plate - Schließblech - Riivi vastus 01 Q2-Q3		1		
UL-Q 2-Q3	Q2-Q3 Door handle - Türgriff - Ukselink		1		
LS-Q4	Q4 Cylinder lock - Zylinderschloss - Lukusüdamik		1		
Kood	Claire 300x300; 40	Materjal	Leht	5/6	

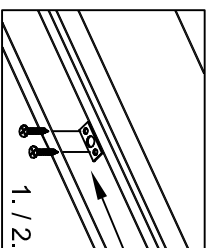



# Claire 300x300; 40




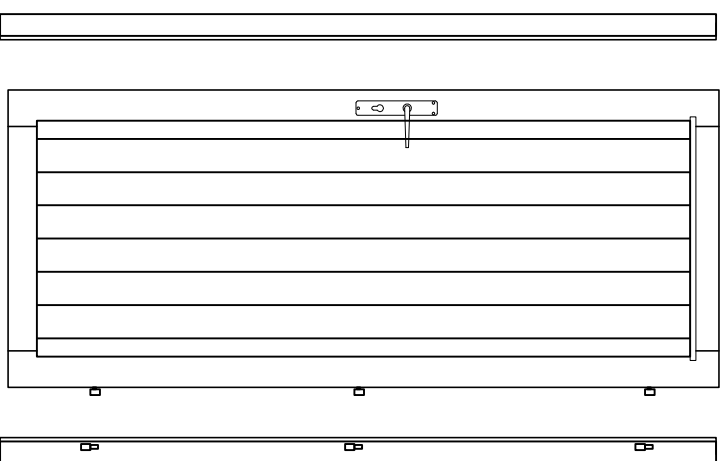

Zuschneiden der  
Fussbodenbretter 113x18mm



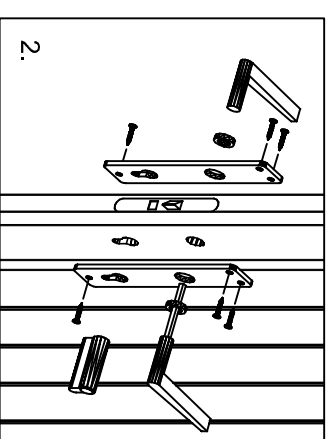
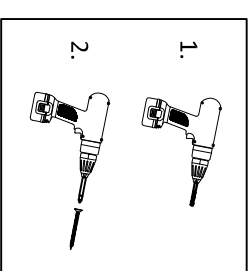
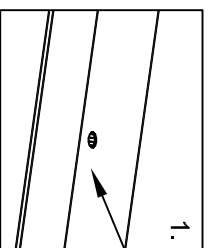
Uks	Q2-Q3	-	koostamisjuhhis
Door	Q2-Q3	-	assembly instructions
Tür	Q2-Q3	-	Montageanleitung



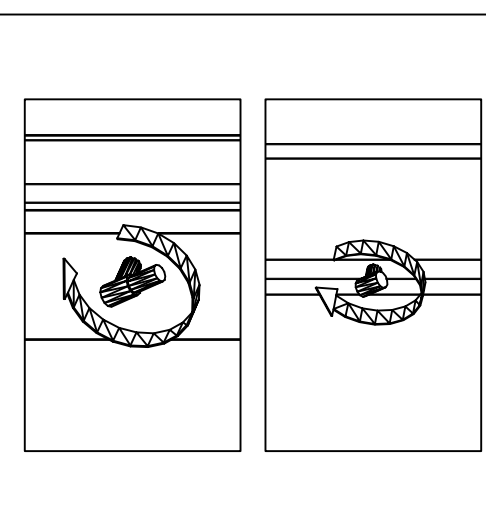
Ø8-10



Ø8-10

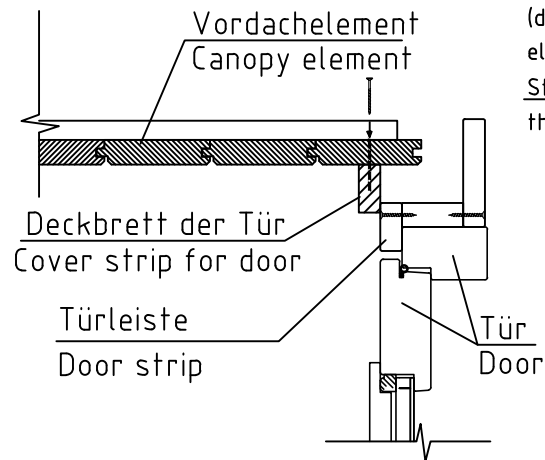
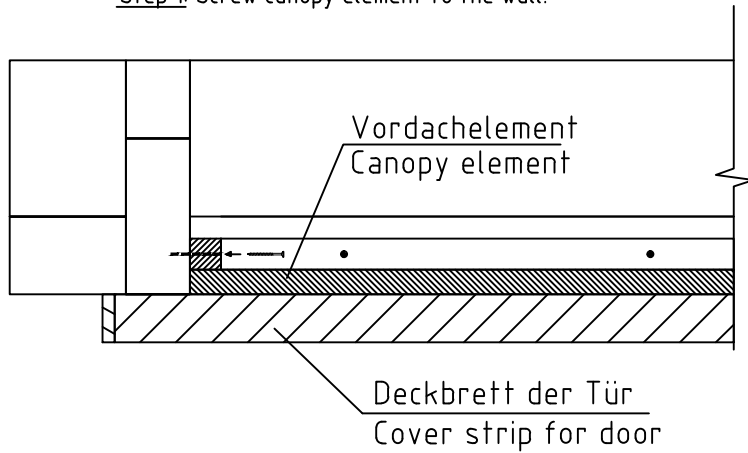


\*Kui hinged ei ole paigaldatud!  
 \*When hinges are not attached!  
 \*Wenn Scharniere sind nicht angebracht!



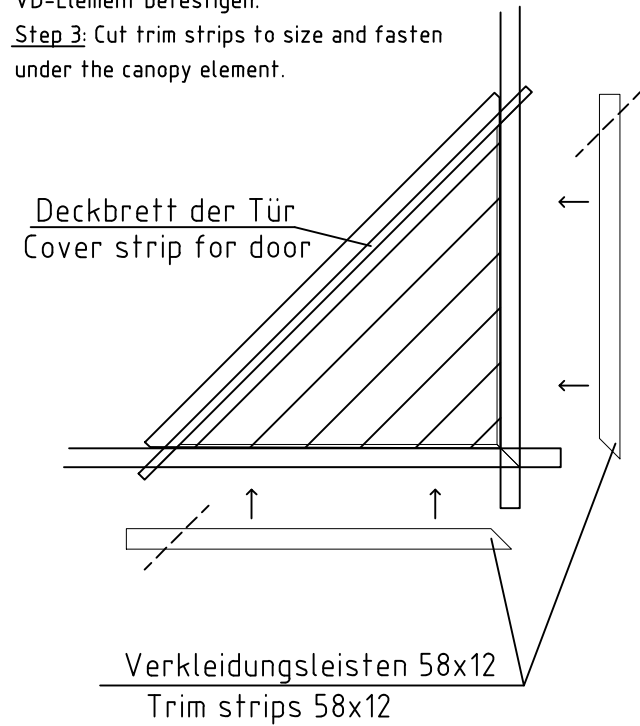
\*Kui ühepoolne uks ei ole kokku pandud!  
 \*When single door is not assembled!  
 \*Wenn Einzeltür ist nicht zusammengebaut!

Step 1: Dachelement an den Wänden verschrauben.  
Step 1: Screw canopy element to the wall.



Step 2: Das Deckbrett muss von oben (durch das VD-Element) an das Dachelement verschraubt werden.  
Step 2: Fasten cover strip to the canopy element.

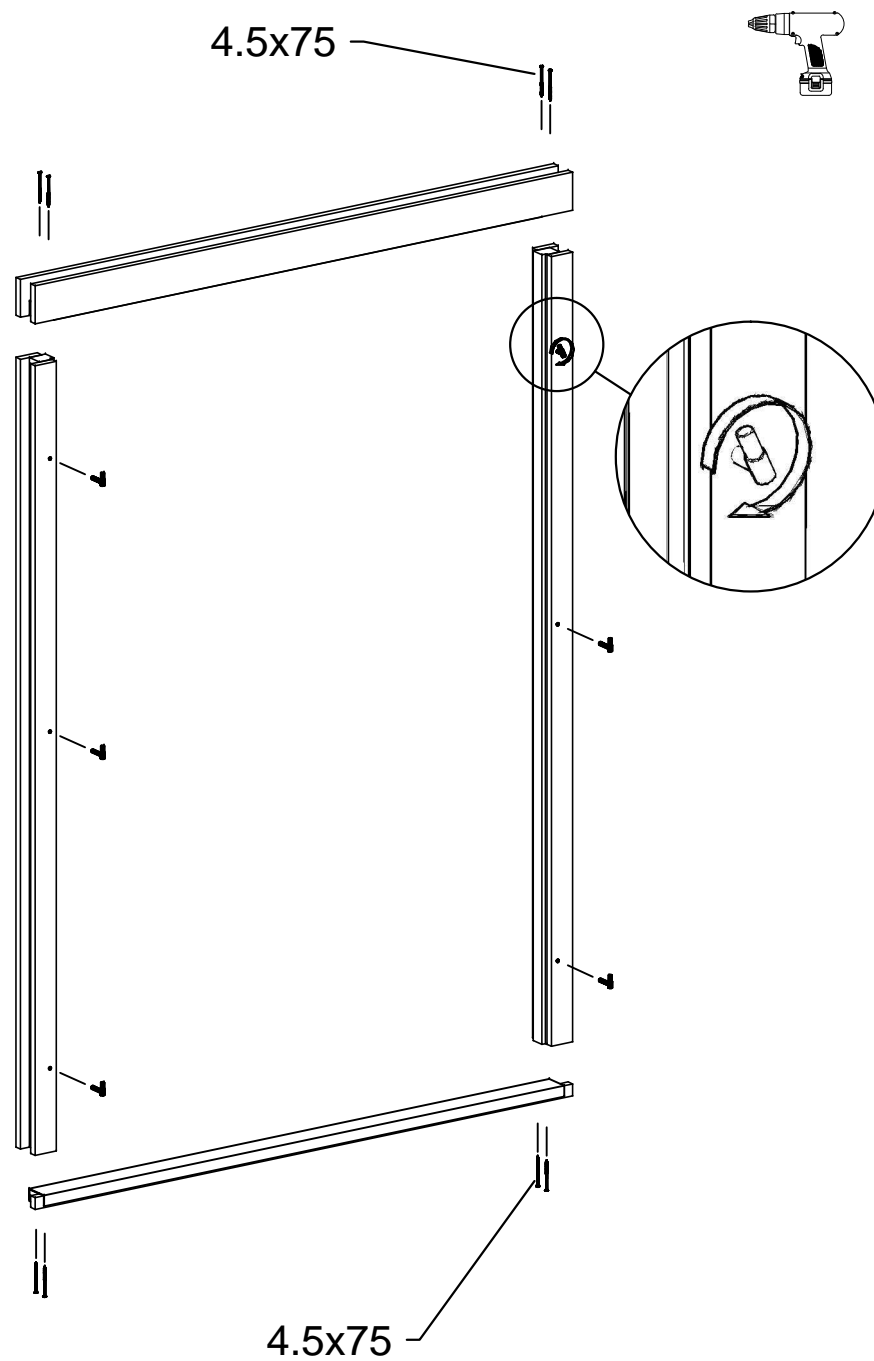
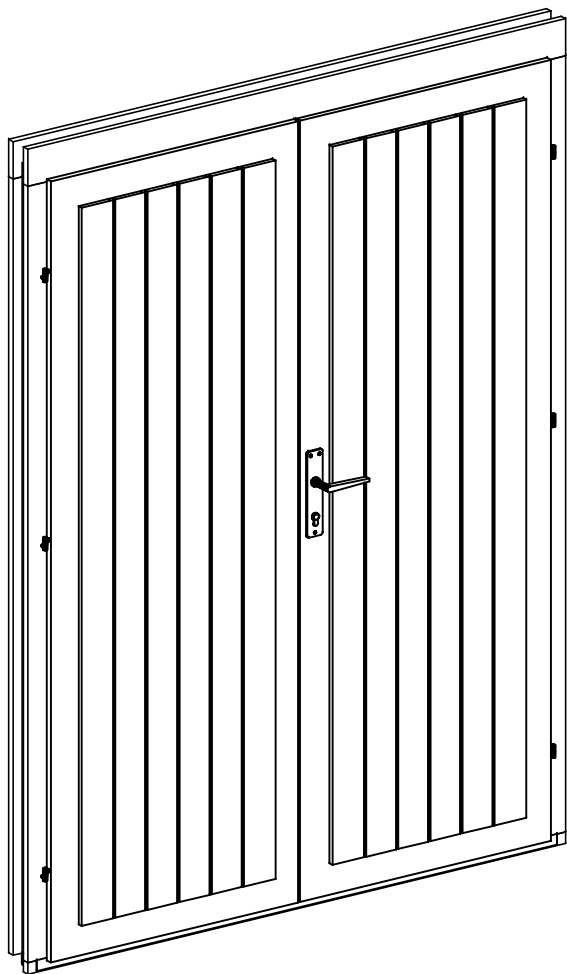
Step 3: Die Verkleidungsleisten in die richtige Länge schneiden und unter das VD-Element befestigen.  
Step 3: Cut trim strips to size and fasten under the canopy element.

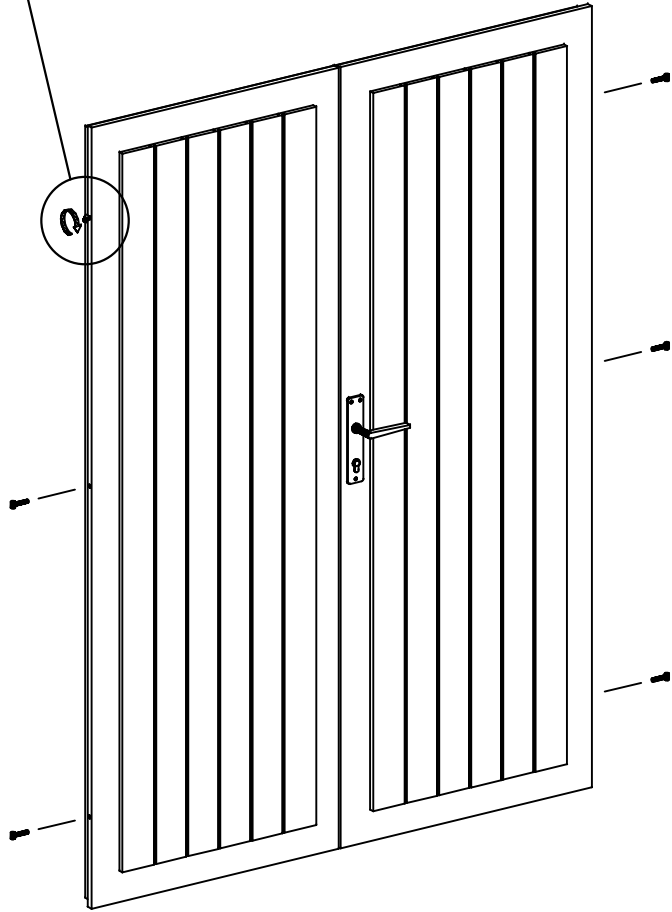
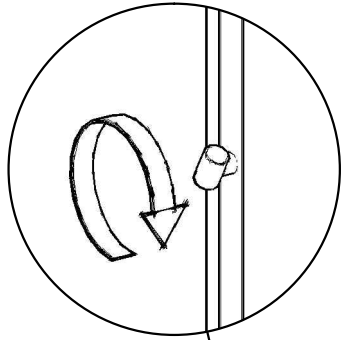


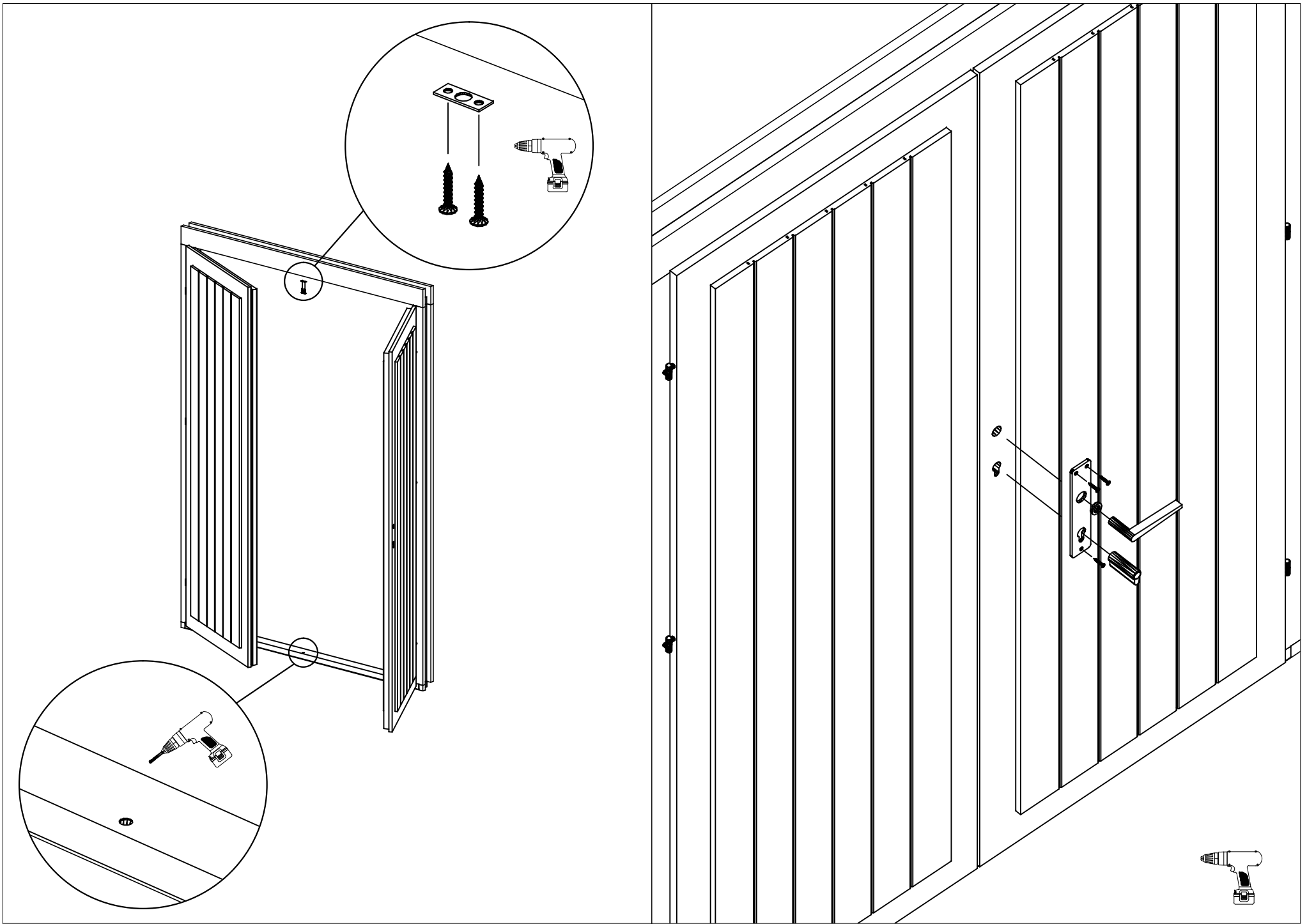
Vordachelement/Canopy element

Schnitt/Section

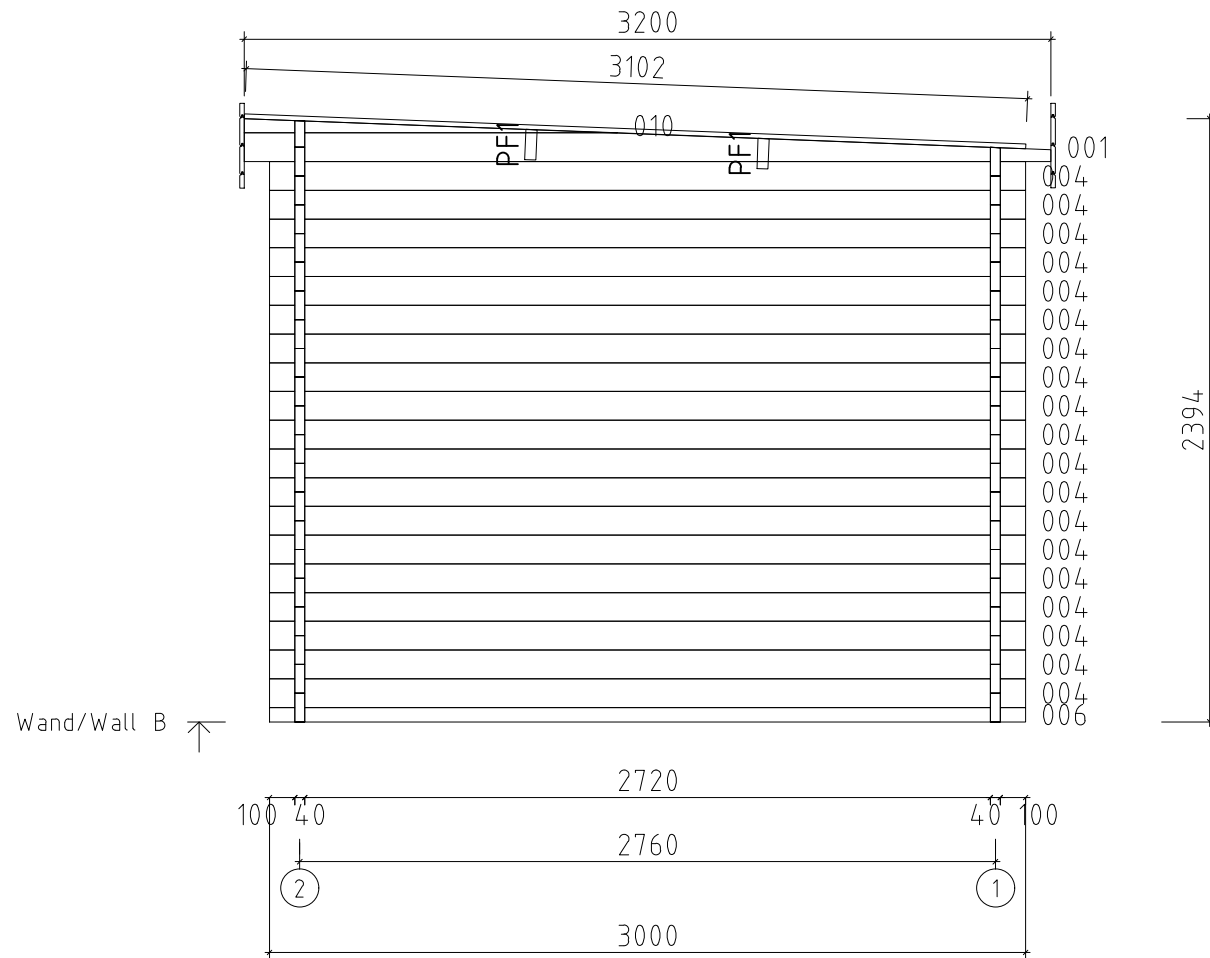
Ukse montaaž / Tür montage / Door assembly  
28-40mm (GH)











Name	Claire 300x300; 40		
Zeichnung/Drawing	WAND/WALL B		
Profil/Profile	4.0x11.4	Datum/Date	30.03.2023





